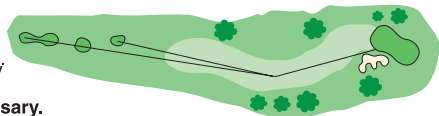


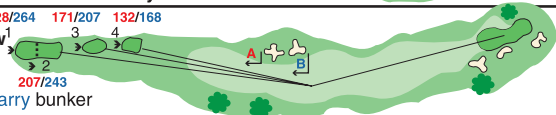
### 1 Steppe Up

Short hole - Preferred tee shot right center of fairway  
Fairway falls left.  
**Driver may not be necessary.**



### 2 Bent Hollow

**228/264 171/207 132/168**  
**207/243**  
To reach / carry bunker




### 3 Arboretum

Tee target left center.  
Elevated approach to green.  
green is multi-tiered.



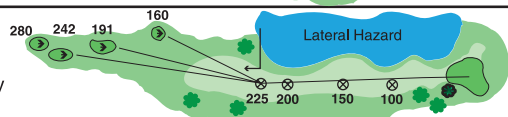
### 4 Miner's Trick

To front of green  
from center of tee



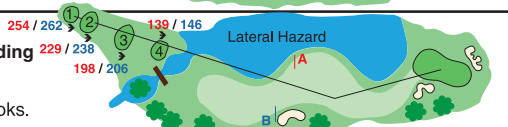
### 5 Sentre

Distance to stay  
short of water



### 6 Peninsula Landing

Landing area is  
larger than it looks.



### 7 Double Vision

To reach bunkers



### 8 Cascade

Drop 1/2 club for downhill.



### 9 Black ♦

To reach right hazard



## USGA Rules Govern All Play

- Water hazards are designated by *yellow stakes*.
- Lateral water hazards are designated by *red stakes*.
- "No search areas" are to be played as lateral water hazards.
- Out of bounds is defined by white stakes and off golf course property.
- All yardage markers are measured to the center of the green.
- Please keep golf carts on paths on all par 3's and hole 18.
- Proper golf attire is required.
- Please repair ball marks, replace divots and rake bunkers.
- Pace of play is important; please keep up with the group in front of you. Allotted playing time is 2:20 per nine holes.



**Zach Todd**  
Superintendent



**Joe Rizzo**  
Director of Golf



★★★★★

**Golf Digest Magazine**  
N3332 Pine Mountain Road  
Iron Mountain, Michigan 49801  
906-776-0111  
[www.pinemountainresort.com](http://www.pinemountainresort.com)



**TimberStone**  
at Pine Mountain

★★★★★



1

2

3

4

TimberStone  
at Pine Mountain  
★★★★★

10

11

12

13

Green Depth - 36

Green Depth - 48

Green Depth - 37

Green Depth - 30

Green Depth - 43

Green Depth - 30

Green Depth - 27

Green Depth - 38

5

6

7

8

9

14

15

16

17

18

Green Depth - 30

Green Depth - 33

Green Depth - 44

Green Depth - 24

Green Depth - 42

Green Depth - 32

Green Depth - 17

Green Depth - 40

Green Depth - 30

Green Depth - 20

HOLE	1	2	3	4	5	6	7	8	9	OUT	I N I T I A L	10	11	12	13	14	15	16	17	18	IN	TOT	HCP	NET
FOREST	75.0/148	359	434	506	197	501	413	360	211	471	3452	405	168	345	509	384	412	422	215	625	3485	6937		
BOULDER	72.9/144	339	409	485 455	173	467	385	342	185 173	448	3233 3191	385	140	325	490	366	399	405	195 175	595	3300 3280	6533 6471		
TIMBER	M: 69.8/135 W: 75.6/148	303	374	428	159	416	349	300	157	405	2891	358	120	292 258	439	331	358	370	156 139	521	2945 2894	5836 5785		
STONE	71.9/134	262	333	397	136	385	292	271	132	359	2567	319	93	202	391	298	310	317	120 103	460	2510 2493	5077 5060		
+/-																								
PAR	4	4	5	3	5	4	4	3	4	36		4	3	4	5	4	4	4	3	5	36	72		
HANDICAP	17	5	11	9	7	1	13	15	3			14	18	8	16	10	6	2	12	4				
+/-																								

Date:

Scorer:

Attest:

10 Plateau

Straight away.

11 Slip Away

To front of green from center of tee.

12 Amphitheater

To carry water.  
To reach bunker.

13 Twist-n-Shout

To reach / carry bunker.

14 Rock Island Express

Lateral Hazard

15 Peak-a-Boo

Tee target - left center  
Very shallow green depth.

16 Sling Shot

To reach / carry bunker.

17 Sagola

Lateral Hazard

18 Double Black

To stay short of first tier.  
Be sure fairway below is clear before hitting 2nd shot.